

# R&D Results and Status of the XENON Dark Matter Experiment

Masaki Yamashita (on behalf of the XENON collaboration)

Physics Department and Columbia Astrophysics Laboratory, Columbia University, New York, New York 10027  
`yamashita@astro.columbia.edu`

The XENON experiment aims at the direct detection of dark matter in the form of WIMPs (Weakly Interacting Massive Particles) via their elastic scattering off Xenon nuclei. With a fiducial mass of 1000 kg of liquid xenon, a sufficiently low threshold of 16 keV recoil energy and an unrejected background rate of 10 events per year, XENON would be sensitive to a WIMP-nucleon interaction cross section of  $\sim 10^{-46} \text{cm}^2$ , for WIMPs with masses above 50 GeV. The 1 tonne scale experiment (XENON1T) will be realized with an array of ten identical 100 kg detector modules (XENON100). The detectors are time projection chambers operated in dual (liquid/gas) phase, to detect simultaneously the ionization, through secondary scintillation in the gas, and primary scintillation in the liquid produced by low energy recoils. The distinct ratio of primary to secondary scintillation for nuclear recoils from WIMPs (or neutrons), and for electron recoils from background, is key to the event-by-event discrimination capability of XENON. A 3kg dual phase detector with light readout provided by an array of 7 photomultipliers is currently being tested, along with other prototypes dedicated to various measurements relevant to the XENON program. We present some of the results obtained to-date and briefly discuss the next step in the phased approach to the XENON experiment, i.e. the development and underground deployment of a 10 kg detector (XENON10) during 2005.

## 1 Introduction

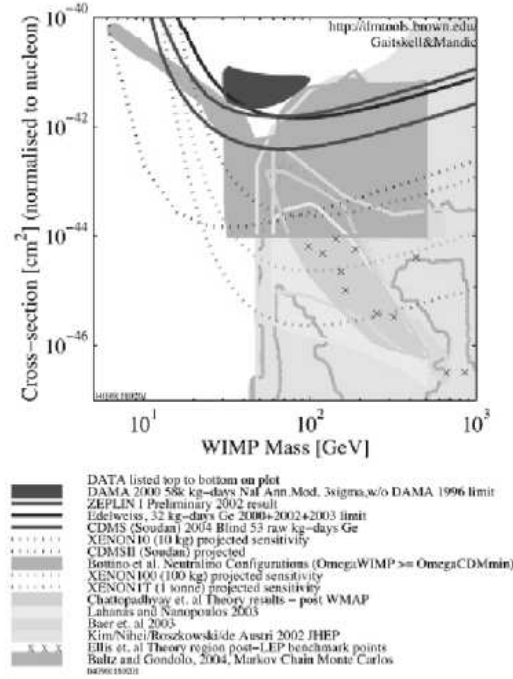
The question of the nature of the dark matter in the Universe is being addressed with numerous direct and indirect detection experiments using a variety of methods, detectors and target materials. For a recent review of the field we refer to [1].

The proposed XENON experiment is among the new generation direct searches for dark matter weakly interacting massive particles (WIMPs) with the ambitious goal of a sensitivity reach which is several orders of magnitude higher than the lowest exclusion limit set by the CDMS II experiment [2]. To achieve a sensitivity goal of  $\sim 10^{-46} \text{cm}^2$  XENON relies on a target mass of 1 tonne of liquid xenon (LXe), with less than about 10 background events per year. Efficient background identification and reduction is based on the distinct ratio of the ionization and scintillation signals produced in LXe by nuclear (from WIMPs and neutrons) and electron (from gamma, beta and alpha backgrounds) recoil events [3]. The main challenge is to accomplish this event-by-event discrimination down to a few tens of keV nuclear recoil energy. Additional techniques used for background suppression are an active LXe self shield around the sensitive target, passive gamma and neutron shielding and the detector's 3-D position resolution. The position information is crucial to select single hit events characteristic of a WIMP signal and to veto multiple hit events associated with neutrons as well as other backgrounds which propagate from the edge of the detector into the fiducial volume.

To test the XENON concept and verify achievable threshold, background rejection power and sensitivity, a detector with a fiducial mass on the order of 10 kg (XENON10), is under development for underground deployment in 2005. The detector exploits several key systems which have been tested and optimized with the 3 kg prototype, but will feature significant improvement in overall performance and sensitivity down to 16 keV nuclear recoil energy. The experiment will be carried out at the Gran Sasso Underground Laboratory (3500 mwe). The depth and the expected background rejection power will allow us to reach a sensitivity a factor of 20 below the best existing measurements from CDMS II [2], of 2 dark matter events/10 kg/month, without the need of a muon veto for fast neutrons.

Another important goal of the XENON10 phase is to pave the way for the design of a 100 kg scale detector. With 3 months of operation deep underground, at a background level below  $1 \times 10^{-5}$  cts/keVee/kg/day after rejection, XENON100 would provide a sensitivity of  $\sim 10^{-45} \text{cm}^2$ . The full 1 tonne scale experiment (XENON1T) will be realized with ten XENON100 modules.

Fig. 1 shows the sensitivity projected for XENON10 experiment, in comparison to current WIMP searches, which are probing event rates at  $\sim 0.1$  evts/kg/day. The projected performance of XENON100 and XENON1T detectors is also shown. In order to continue progress in dark matter sensitivity it will be important to have a liquid xenon experiment at the 10 kg scale operational and taking science data in early 2006.




**Fig. 1.** Theoretically predicted regions for SUSY WIMP candidate, along with the best detection dark matter limits from current direct detection experiments. Also shown as four dotted lines (top to bottom at right) are the projected sensitivities for CDMS II at Soudan [2], and for XENON10, XENON100 and XENON1T [9].

## 2 The XENON Detector Baseline

Fig. 2 schematically shows the design of the detector proposed as unit module for the XENON experiment. It is a dual phase TPC, with the active LXe volume defined by a 50 cm diameter CsI photocathode immersed in the liquid, at about 30 cm from the first of three wire grids defining a gas proportional scintillation region. An array of compact, metal channel UV sensitive PMTs developed by Hamamatsu Photonics Co. to work at LXe temperature and recently optimized for low radioactivity content, are used for primary and secondary light detection.

The TPC is enclosed in a leak-tight cylindrical structure made of PTFE and OFHC. The PTFE is used as effective UV light reflector [4] and as electrical insulator. The fraction of direct light heading downward will be efficiently detected with the CsI photocathode [5]. The whole structure is immersed in a bath of LXe, serving as active veto shield against background. The LXe for shielding is readout by PMTs.

An event in the XENON TPC will be characterized by three signals corresponding to detection of direct scintillation light, proportional light from ionization electrons and CsI photoelectrons. Since electron diffusion in LXe is small, the proportional scintillation pulse is produced in a small



**Fig. 2.** Schematic view of the XENON 100 dual phase detector.

spot with the same X-Y coordinates as the interaction site, allowing 2D localization with an accuracy of 1 cm. With the more precise Z information from the drift time measurement, the 3D event localization provides an additional background discrimination via fiducial volume cuts. The simulated detection efficiency of the primary scintillation light is about 5 p.e./keV for the XENON100 detector.

### 3 Results from the 3kg XENON prototype

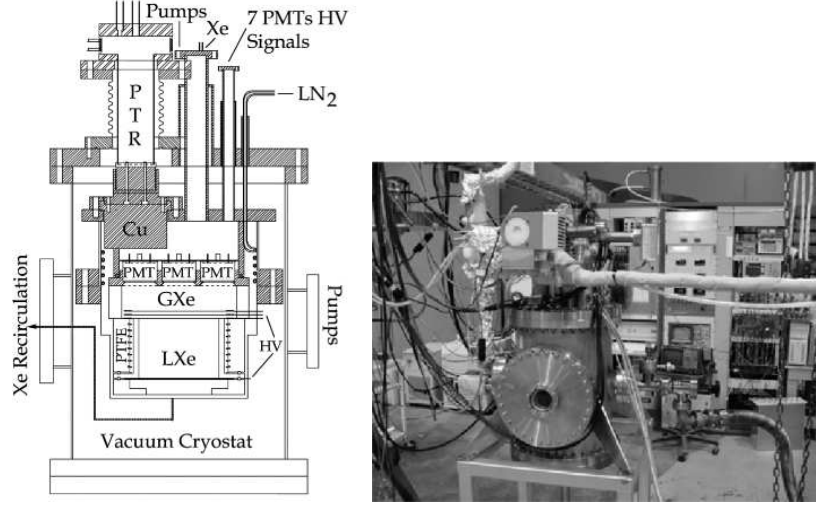
R&D for the XENON program is being carried out with various prototypes dedicated to test several feasibility aspects of the proposed concept, and to measure the relevant detector characteristics such energy threshold and background discrimination as well as ionization and scintillation efficiency of Xe recoils in LXe as a function of energy and electric field. The primary scintillation light (S1) from the liquid, and the secondary scintillation light (S2) from the ionization electrons extracted into the gas phase, are detected by an array of seven PMTs, operating in the cold gas above the liquid.

A drawing of the 3kg XENON prototype is shown in Fig. 3 while the photo of Fig. 3 shows the integrated set-up at the Columbia University Nevis Laboratory. The sensitive volume of the TPC ( $7.7 \times 7.7 \times 5.0 \text{ cm}^3$ ) is defined by PTFE walls and grids with high optical transmission, made of Be-Cu wires with a pitch of 2 mm and  $120 \mu\text{m}$  diameter. Negative HV is applied to the bottom grid, used as cathode. Grids on the top close the charge drift region in the liquid and with appropriate biasing, create the amplification region for gas proportional scintillation. Shaping rings located outside of the PTFE walls and spaced 1.5 cm apart, are used to create a uniform electric field for charge drift.

An array of seven, 2 inch PMTs (Hamamatsu R9288), mounted 2.3 cm above the top grid, is used to detect both primary and proportional light. The PMT array mounted on a PTFE frame is shown in Fig. ???. The custom-developed HV divider bases are also clearly visible. We used LEDs to measure the PMTs gain and single photoelectron response.

The LXe detector is insulated by a vacuum cryostat. A Pulse Tube Refrigerator (PTR) optimized for LXe, is used to cool down the detector, liquefy Xe gas and maintain the liquid temperature at the desired value. The typical operating temperature is  $-100^\circ\text{C}$  with a stability better than  $0.05^\circ\text{C}$ . At this temperature the Xe vapor pressure is  $\sim 1.8 \text{ atm}$ . A reliable and stable cryogenics system is an essential requirement for the XENON experiment since both PMT's gain and the proportional light yield vary with temperature. With a cooling capacity of 100 W at 165 K the same PTR equipment will be used for XENON10 underground.

The XENON experiment requires ultra high purity LXe to enable ionization electrons to drift freely over the 30 cm proposed for the XENON100 unit module. Furthermore, the LXe purity has to be maintained during the long-term detector operation required for statistics and annual

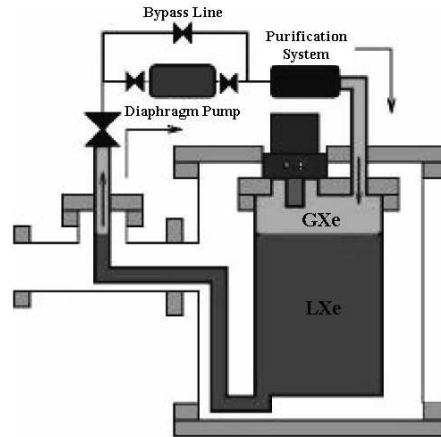


**Fig. 3.** Schematic drawing of the dual phase prototype (left) and the detector integrated with the vacuum cryostat, refrigerator, gas/recirculation and DAQ systems

modulation analysis. A Xe purification, re-circulation and recovery system was built and operated with the 3 kg prototype [6](see Fig. 4).

For Xe gas purification, a single high temperature SAES getter was used[7]. Electron lifetime longer than 500  $\mu\text{sec}$  is routinely achieved after a few days of continuous purification. A similar gas system with the addition of a Kr removal section will be used for XENON10 underground. We plan to start with commercial Xe gas with a Kr level of roughly 10 ppb to be reduced to a level well below 1 ppb by an adsorption-based system currently under construction. The reliability and efficiency of both the cryogenics and gas purification systems have been tested with repeated experiments lasting for several weeks continuously.

To maximize the information available from time structure and amplitude of the primary (S1), secondary (S2) and possible CsI photoelectron signal (S3), the 7 PMTs are digitized by both fast (1 ns/sample, 8 bit) and slow (100 ns/sample, 12 bit) ADCs. The gain of the fast ADCs is matched to observe signals down to single photoelectrons, whereas the slow ADCs are optimized to observe the longer proportional light signals from S2/S3. The DAQ system has been developed and successfully applied to record S1, S2 and S3 signals from the current prototype.

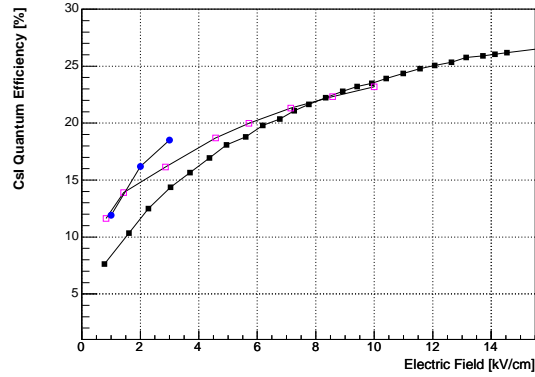


**Fig. 4.** Schematics of the continuous Xe circulation and purification system.

As originally proposed for the XENON baseline detector, a CsI photocathode in place of a common cathode can significantly improve light collection and lower the minimum energy threshold

[9]. Monte Carlo simulations show that the primary light collection efficiency of the 3kg prototype would increase to  $\sim 6$  p.e./keV, with the cathode grid replaced by a CsI photocathode. Results from recent tests with various photocathodes are very encouraging. We have confirmed the high QE in LXe (see Fig.5), first measured by the Columbia group more than ten years ago [5]. We have also demonstrated the effective suppression of the photon feedback connected with a CsI in a dual phase detector, using a commercial HV switch unit (PVX-4130 from Directed Energy, Inc). The normal rise and fall time of  $< 100$  nsec was slowed to  $1 \mu\text{sec}$ , and not appreciable noise from the switching was observed on the PMTs in our 3 kg prototype. Proportional scintillation could be stopped as expected by deriving an appropriate gate signal from the light trigger.

From measurements with a CsI photocathode in the 3kg dual phase detector we infer a similar value for QE as that measured with a simple ionization chamber without PMT and switching supply. The QE of the photocathode as a function of field (up to  $3 \text{ kV/cm}$ ) is derived from a Monte Carlo simulation of the light collection efficiency and the measured signal size ratio between S2 and S4, where S2 is as explained in the text and S4 is the proportional light from the extracted photoelectrons induced by S2 on the CsI photocathode. The photocathodes used in these experiments were deposited at the same time, using the same substrate and thickness of the CsI layer. Combined results are shown in Fig.5. We are finalizing a CsI deposition apparatus at Columbia which will enable us to optimize preparation and test CsI photocathode for maximum performance in LXe.



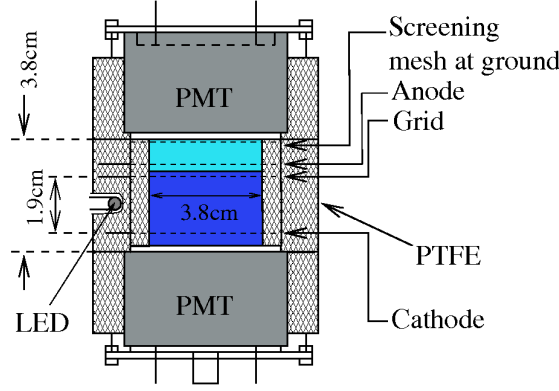
**Fig. 5.** CsI QE as a function of electron extraction field. The solid square data points are from [5]. The open square are from recent measurements with a similar setup as in [5]. The circle data points are inferred from the signals measured with the 3kg dual phase prototype.

The experience gained with the 3kg prototype, its performance and results to-date, as well as results obtained with other detectors not presented here [10], are guiding the realization of XENON10. The 10 kg scale detector will use a light readout with a CsI photocathode in the liquid and an array of PMTs in the gas for much improved light detection efficiency and sensitivity to low energy recoils.

#### 4 S2/S1 of Nuclear and Electron Recoil

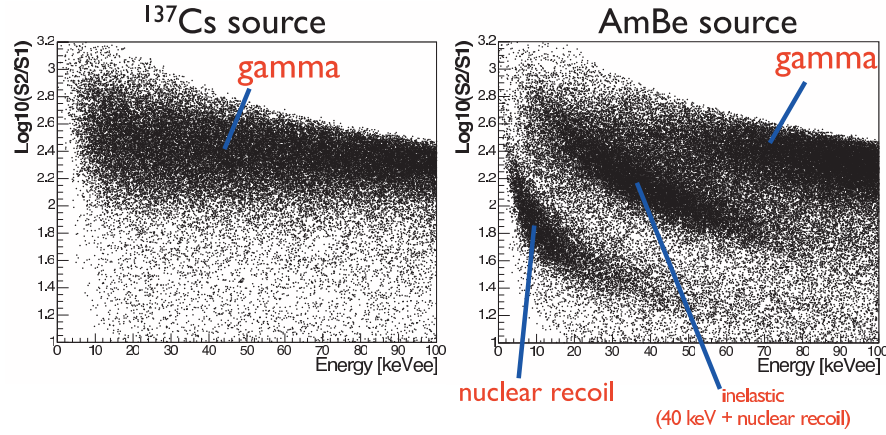
In order to measure the ionization from low energy nuclear recoils, a small dual phase chamber (XeBaby) was constructed. This chamber has two 2-inch diameter PMTs (top and bottom), enclosed with a PTFE structure to optimize the light collection efficiency. The drift distance is 2 cm, and the distance between anode and grid is 5 mm, defining the gas gain region. Fig.6 shows the schematic view of the detector.

The  $S2/S1$  ratio in LXe for nuclear recoil events was established using a 5 Ci  $^{241}\text{AmBe}$  source, emitting neutrons in the energy range 0–8 MeV. Fig.7 shows LXe event data, for the AmBe source and gamma source ( $^{137}\text{Cs}$ ), in which there is a population of events with  $\log_{10}(S2/S1) \sim 2.5$ , associated with electron recoils, and a second population of events, with  $\log_{10}(S2/S1) \sim 30$ ,



**Fig. 6.** Schematic view of the XeBaby detector.

associated with elastic nuclear recoils. The figure also contains events arising from the inelastic scattering of neutrons from  $^{129}\text{Xe}$  (nat. abund. 26%) and  $^{131}\text{Xe}$  (nat. abund. 21%) which have excited states of 40 keV, and 80 keV, respectively.



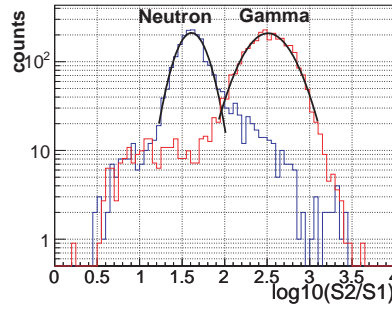
**Fig. 7.** Data from the small prototype obtained with an AmBe source. The value of  $\log_{10}(S2/S1)$  is about 1.8 for nuclear recoils (lower band). The  $\log_{10}(S2/S1)$  for electron recoils from gamma rays is about 2.5 (upper band).

A histogram comparing the  $\log_{10}(S2/S1)$  distributions for events 10–15 keVee for the AmBe source, and separately a  $^{137}\text{Cs}$  source, is shown in Fig. 8. If we take 80% acceptance window for the nuclear recoil events, the leakage of electron recoil events from the  $^{137}\text{Cs}$  data into the  $S2/S1$  region for nuclear recoil events is  $< 5\%$ . It is assumed that these leakage events are coming from the vicinity of the PTFE wall due to the distortion of electric field. From the fitted distribution, the leakage of gamma events is less than 1%. The dual phase xenon detector planned for the XENON experiment will have 3D position sensitivity as mentioned above. This will enable us to reject gamma background events based on their position.

This work was supported by a grant from the National Science Foundation to the Columbia Astrophysics Laboratory (Grant No. PHY-02-01740).

## References

1. R.J. Gaitskell: Annu. Rev. Nucl. Part. Sci., 54, (2004) 315-59.
2. CDMS Collaboration: Phys. Rev. Lett. 93, (2004) 211301.



**Fig. 8.** The left distribution shows a histogram of  $\log_{10}(S_2/S_1)$  for events with 10-15 keVee taken for AmBe source data shown in Fig. 7. For comparison the  $\log(S_2/S_1)$  distribution (right) for Compton electron recoil events, in the same energy range, from a  $^{137}\text{Cs}$  source of 662 keV gamma rays is shown.

3. M. Yamashita, et al.: Astropart. Phys., 20 (2003) 79-84.
4. M. Yamashita, et al.: Nucl. Inst. and Meth. A, 535 (2004) 692-698.
5. E. Aprile, et al.: Nucl. Inst. Meth. A 338 (1994) 328.
6. S. Mihara, et al.: Cryogenics, 44 (2004) 223-228.
7. SAES Pure GAS, Inc.: <http://www.saesgetters.com/>.
8. E. Aprile, et al.: IEEE Trans. Nucl. Sci., 37 (1990) 553.
9. XENON Collaboration: NSF proposal number 0201740, 'XENON: A Liquid Xenon Experiment for Dark Matter', proposal submitted to NSF, Particle and Nuclear Astrophysics in Sep. 2001.
10. E. Aprile, et al.: 'Scintillation Response of Liquid Xenon to Low Energy Nuclear Recoils', submitted to Phys. Rev. D.